

肝癌診療指引

一、參院參與討論同仁

主席	高偉育醫師 (消化內科)	
附設醫院	高偉育醫師 (消化內科)	李玉婷個管師 (癌症中心)
萬芳醫院	宋睿祥醫師 (一般外科)	胡瑾瑜個管師 (癌症中心)
雙和醫院	林聖才醫師 (消化內科)	詹謹怡個管師 (癌症中心)

二、討論日期：113 年 11 月 15 日

三、校稿人員：高偉育醫師 / 宋睿祥醫師 / 胡瑾瑜個管師

114 年版與上一版差異：

113 年版	114 年修訂版
<< 肝癌診療指引共識 -4>> BCLC：B、C 之路徑合併	<< 肝癌診療指引共識 -4>> BCLC：B → 可切除前面加「★」 BCLC：C 路徑另外畫： BCLC：C → 路徑一：外科評估可切除 → 接★ → 路徑二：外科評估無法切除或病人拒絕 → 全身性治療 (Systemic therapy) 為主，並可搭配下列合併治療 <ul style="list-style-type: none"> • 肝動脈栓塞療法 (TACE/TAE)/ 肝動脈灌注化學療法 (HAIC) • 消融治療 (RFA)/ 經皮穿肝酒精注射 (PEI)/ 經皮微波熱凝治療 (PMCT)/ 氬氦刀冷凍治療) • 放射線治療 • 支持療法 • 臨床試驗治療 • 其他治療 而後加「→」接到追蹤
<< 肝癌診療指引共識 -4>> BCLC：D 之路徑	<< 肝癌診療指引共識 -4>> 兩條處置方式路徑皆加「→」接到追蹤

《 肝癌診療指引共識 -1 》

高危險群評估

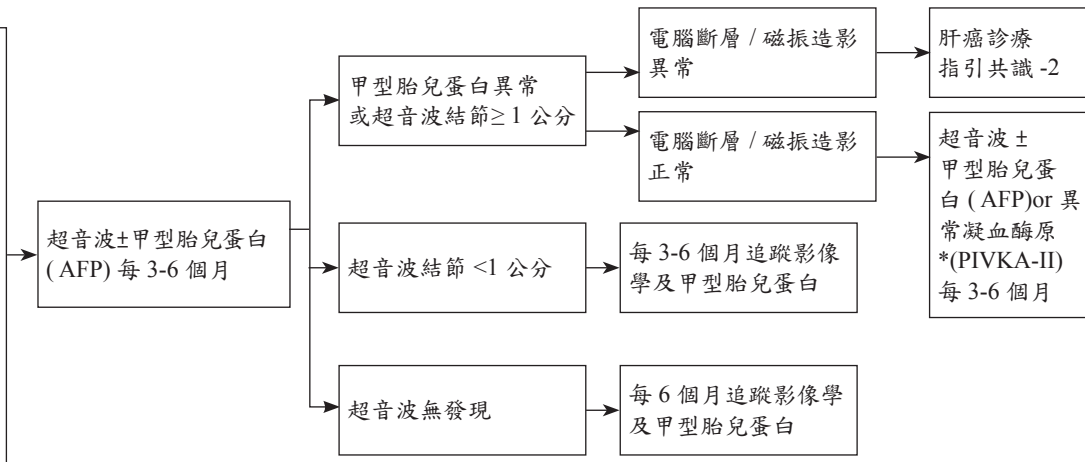
危險群評估

* 肝硬化

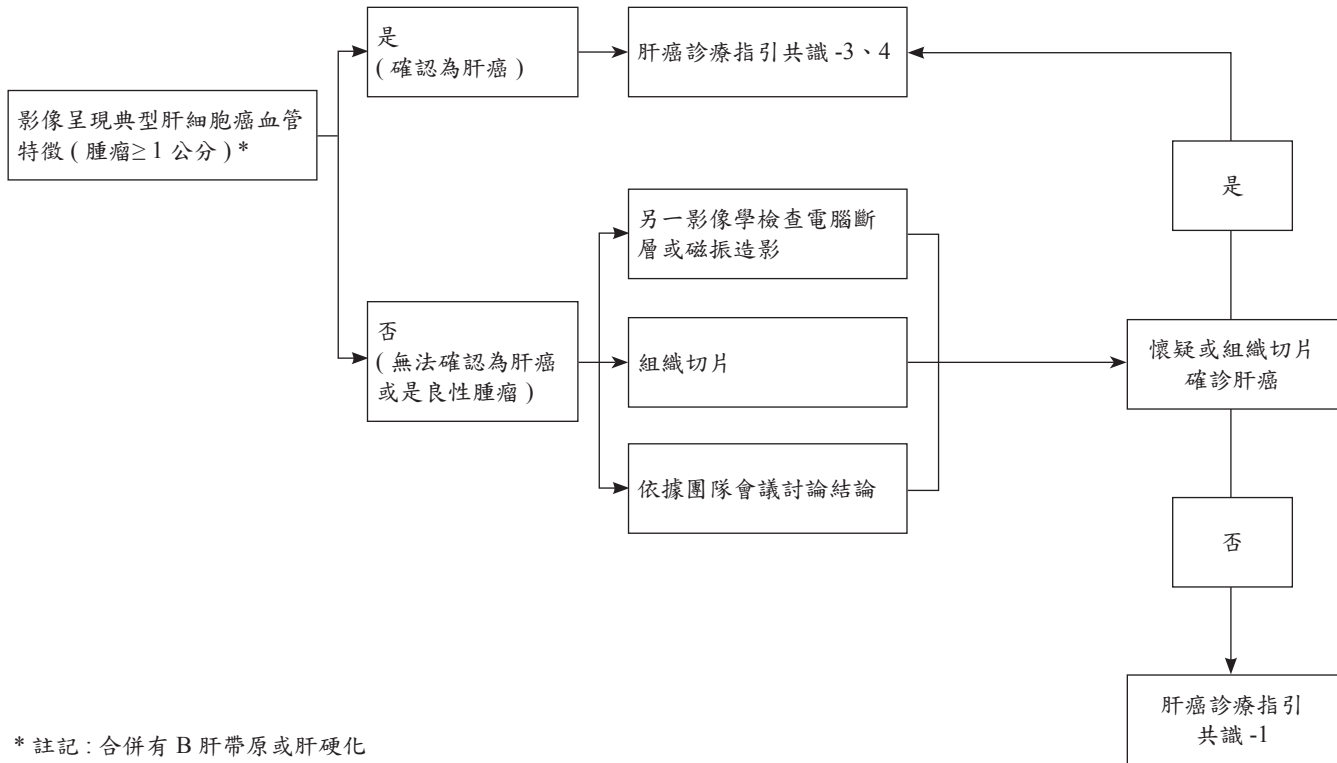
- 危險群評估
- 肝硬化
- 慢性 B、C 型肝炎
- 酒精性肝炎
- 非酒精性脂肪性肝炎
- 血色素沉著症
- 第四期原發性膽汁肝硬化
- 其他原因造成之肝硬化

* 無肝硬化

- B、C 型肝炎帶原者

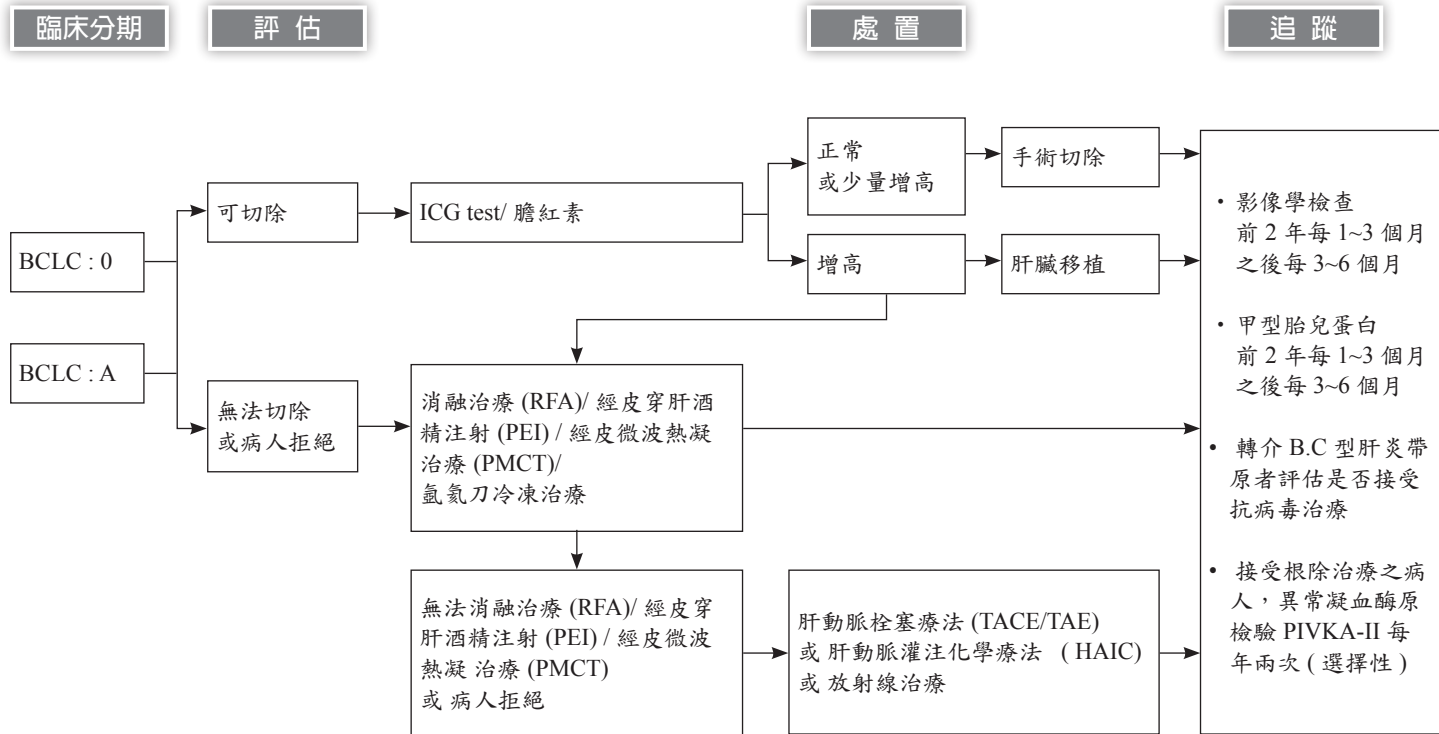


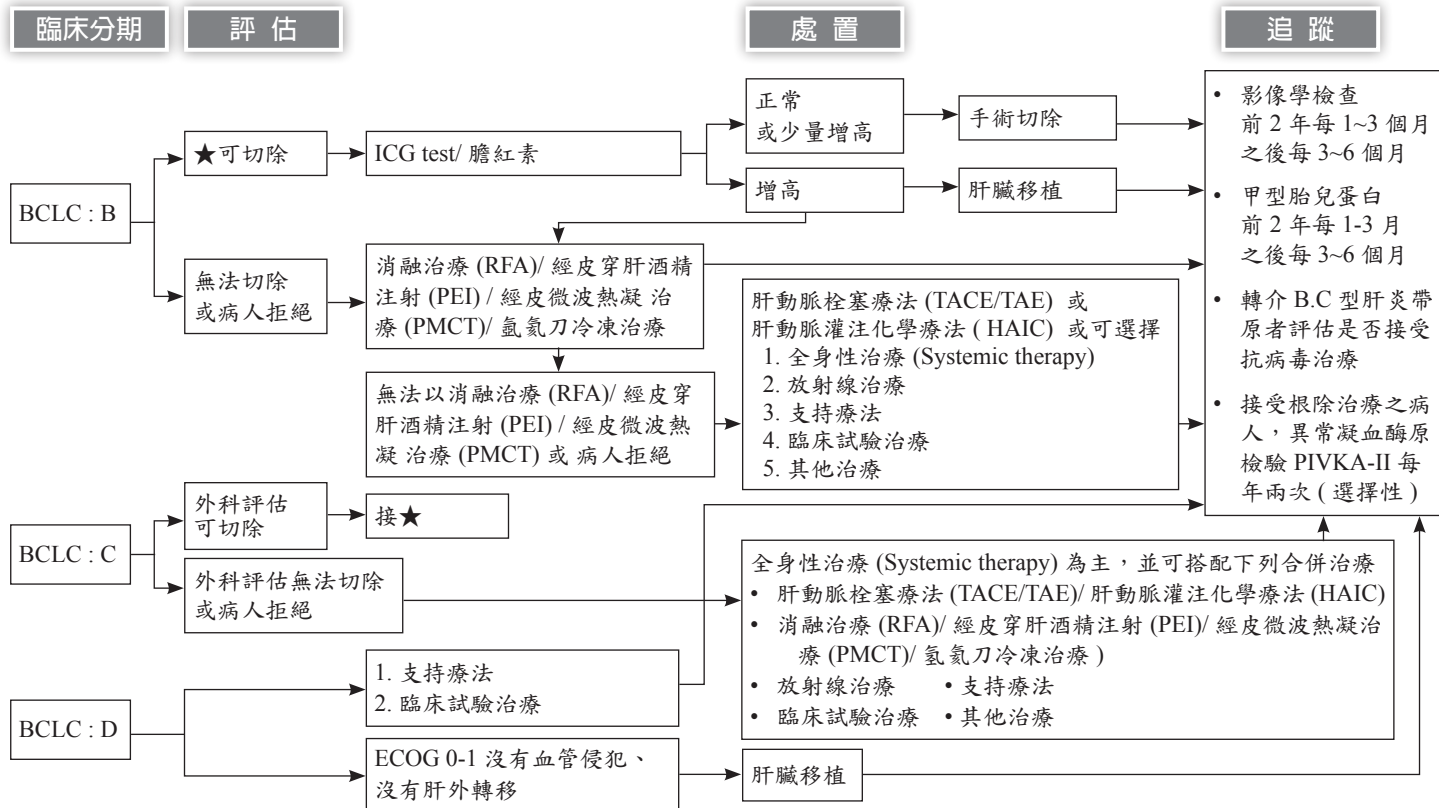
* TLCA 2023 診療共識指引 reference 建議於肝硬化、慢性 B、C 型肝炎可增加用 PIVKA-II 追蹤



* 註記：合併有 B 肝帶原或肝硬化

《 肝癌診療指引共識 -3 》





《參考文獻》

1. NCCN Clinical Practice Guidelines in Oncology Hepatobiliary Cancers. V3.2024
2. Jordi Bruix, and Morris Sherman. Management of Hepatocellular Carcinoma, AASLD PRACTICE GUIDELINE . HEPATOLOGY , Vol.42, No. 5,2005
3. Francois Durand, M.D., and Dominique Valla, M.D. Assessment of Prognosis of Cirrhosis. SEMINARS IN DISEASE, 2008;Vol.28, No.1:110-122.
4. Deniela Benedeto-Stojanov, Aleksandar Nagorni, et al. The Model for the End-Stage Liver Disease and Child-Pugh score in predicting prognosis in patients with liver cirrhosis and esophageal variceal bleeding. VOJNOSANITETSKI PREGLED 2009;Vol.66:724-728.
5. Mazzaferro V, et al. Liver transplantation for the treatment of small hepatocellular carcinomas in patients with cirrhosis. N Engl J Med. 1996 Mar 14;334(11):693-9.
6. Duffy JP et al. Liver transplantation criteria for hepatocellular carcinoma should be expanded: a 22-year experience with 467 patients at UCLA. Ann Surg. 2007 Sep;246(3):502-9; discussion 509-11.
7. Yamakado, K., et al., Early-stage hepatocellular carcinoma: radiofrequency ablation combined with chemoembolization versus hepatectomy. Radiology 2008; 247(1):260-266.
8. Maluccio, M.A., et al., Transcatheter arterial embolization with only particles for the treatment of unresectable hepatocellular carcinoma. J Vasc Interv Radiol 2008;19(6):862-869.
9. Kulik, L.M., et al., Safety and efficacy of 90Y radiotherapy for hepatocellular carcinoma with and without portal vein thrombosis. Hepatology 2008;47(1):71-81.
10. Cardenes HR, Price TR, Perkins SM, et al. Phase I feasibility trial of stereotactic body radiation therapy for primary hepatocellular carcinoma. Clin Transl Oncol 2010; 12:18-225.
11. Tse RV, Hawkins M, Lockwood G, K, et al. Phase I study of individualized stereotactic body radiotherapy for hepatocellular carcinoma and intrahepatic cholangiocarcinoma. J Clin Oncol 2008 26:657-664.
12. Hawkins MA, Dawson LA. Radiation therapy for hepatocellular carcinoma. Cancer 2006;106(8):1653-1663.
13. Tse RV, Guha C, Dawson LA. Conformal radiotherapy for hepatocellular carcinoma. Crit Rev Oncol/Hematol 2008;67:113-123.

14. Huang YJ, Hsu HC, Wang CY, et al. The treatment responses in cases of radiation therapy to portal vein thrombosis in advanced hepatocellular carcinoma. *IJROBP* 2009;73(4):1155-1163.
15. Meng MB, Cui YL, Lu Y, She B, Chen Y, Guan YS, et al. Transcatheter arterial chemoembolization in combination with radiotherapy for unresectable hepatocellular carcinoma: a systematic review and meta-analysis. *Radiotherapy and oncology : journal of the European Society for Therapeutic Radiology and Oncology*. 2009; 92(2): 184-94.
16. Seong J, Park HC, Han KH, Chon CY. Clinical results and prognostic factors in radiotherapy for unresectable hepatocellular carcinoma: a retrospective study of 158 patients. *Int J Radiat Oncol Biol Phys*. 2003; 55(2): 329-36.
17. Prof. M. Kudo :Clinical Practice Guidelines for HCC Differ between Japan, United States, and Europe. *Liver Cancer* 2015;4:89-95
18. Eric C. H. et al: Spontaneous Rupture of Hepatocellular Carcinoma. *ARCH SURG/VOL* 141: 191-198, FEB 2006
19. Chi-leung Liu et al: Management of Spontaneous Rupture of Hepatocellular Carcinoma: Single-Center Experience. *Journal of Clinical Oncology*, Vol 19, No 17 (September 1): 3725-3732, 2001
20. Joon Sung Kim et al: Long-Term Survival in a Patient With Ruptured Hepatocellular Carcinoma. *The Korean Journal of Internal Medicine* Vol. 24, No. 1, March:63-67, 2009
21. Chiung-Yu Chen et al: Spontaneous Rupture of Hepatocellular Carcinoma – A Review of 141 Taiwanese Cases and Comparison with Nonrupture Cases.
22. Miyamoto M, et al: Spontaneous rupture of hepatocellular carcinoma: A review of 172 Japanese cases. *Am J Gastroenterol* 86:67-71, 1991
23. Paolo Sammartino et al: Prevention of Peritoneal Metastases from Colon Cancer in High-Risk Patients: Preliminary Results of Surgery plus Prophylactic HIPEC. *Gastroenterology Research and Practice* Volume 2012 (2012), Article ID 141585, 7 pages
24. Jesslyn H Ding et al: Hepatocellular Carcinoma Peritoneal Metastases: Report of Three Cases and Collective Review of the Literature. *Ann Acad Med Singapore* 2010;39:734-37
25. AASLD 2010 HCC Update .Jordi Bruix¹ and Morris Sherman²: Management of Hepatocellular Carcinoma: An Update. *HEPATOLOGY*, Vol. 000, No. 000, 2010

26. EASL–EORTC Clinical Practice Guidelines: Management of hepatocellular carcinoma: European Association for the Study of the Liver, European Organisation for Research and Treatment of Cancer. *Journal of Hepatology* 2012 vol. 56 j 908–943
27. Omata M, Cheng AL, Kokudo N, et al. Asia-Pacific clinical practice guidelines on the management of hepatocellular carcinoma: a 2017 update, *Hepatology* 2017;11(4):317-370.
28. Shao YY, Wang SY, Lin SM, Diagnosis G, Systemic Therapy G. Management consensus guideline for hepatocellular carcinoma: 2020 update on surveillance, diagnosis, and systemic treatment by the Taiwan Liver Cancer Association and the Gastroenterological Society of Taiwan. *J Formos Med Assoc* 2021; 120(4): 1051-1060.

《肝癌抗癌藥物治療指引》

Hepatocellular Carcinoma

First-line systemic therapy

Sorafenib (Child-Pugh Class A [category 1] or B7)

藥品名	劑量 mg/m ²	給藥日	頻率	週期	參考文獻
Sorafenib	400mg PO BID				1, 2

Lenvatinib (Child-Pugh Class A only)

藥品名	劑量 mg/m ²	給藥日	頻率	週期	參考文獻
Lenvatinib	8 or 12mg* PO QD				5

*8 mg/day for BW <60 kg; 12 mg/day for BW ≥ 60 kg

Atezolizumab + Bevacizumab (Child-Pugh Class A only)

藥品名	劑量 mg/m ²	給藥日	頻率	週期	參考文獻
Atezolizumab	1200 mg	1	Q3W		8
Bevacizumab	15 mg/kg	1	Q3W		

Tremelimumab + Durvalumab

藥品名	劑量 mg/m ²	給藥日	頻率	週期	參考文獻
Tremelimumab	300 mg	1	Single dose		14
Durvalumab	1500 mg	1	Q3W		

Durvalumab

藥品名	劑量 mg/m ²	給藥日	頻率	週期	參考文獻
Durvalumab	1500 mg		Q4W		11

Pembrolizumab

藥品名	劑量 mg/m ²	給藥日	頻率	週期	參考文獻
Pembrolizumab	200 mg		Q3W		12

Tislelizumab-jsgr

藥品名	劑量 mg/m ²	給藥日	頻率	週期	參考文獻
Tislelizumab-jsgr	200 mg		Q3W		15

Nivolumab + Ipilimumab

藥品名	劑量 mg/m ²	給藥日	頻率	週期	參考文獻
Nivolumab	240 mg	1	Q2W		14
Ipilimumab	1 mg/kg	1	Q6W		

Subsequent-line therapy if disease progression

Regorafenib (Child-Pugh Class A only [category 1])

藥品名	劑量 mg/m ²	給藥日	頻率	週期	參考文獻
Regorafenib	160mg PO QD	1-21	Q4W		3

Nivolumab (Child-Pugh Class A or B7 only)

藥品名	劑量 mg/m ²	給藥日	頻率	週期	參考文獻
Nivolumab	3 mg/kg	1	Q2W		4

Ramucirumab (AFP ≥ 400mg/mL only [category 1])

藥品名	劑量 mg/m ²	給藥日	頻率	週期	參考文獻
Ramucirumab	8 mg/kg	1	Q2W		6

Pembrolizumab (Child-Pugh Class A [category 2B])

藥品名	劑量 mg/m ²	給藥日	頻率	週期	參考文獻
Pembrolizumab	200 mg	1	Q3W	up to 35	7

Lenvatinib (Child-Pugh Class A only)

藥品名	劑量 mg/m ²	給藥日	頻率	週期	參考文獻
Lenvatinib	8 or 12* mg/day PO				5

Nivolumab + Ipilimumab (Child-Pugh Class A only)

藥品名	劑量 mg/m ²	給藥日	頻率	週期	參考文獻
Nivolumab	1 mg/kg	1	Q3W	4	9
Ipilimumab	3 mg/kg	1	Q3W	4	

Sorafenib (Child-Pugh Class A or B7)

藥品名 *	劑量 mg/m ²	給藥日	頻率	週期	參考文獻
Sorafenib	400mg PO BID				10

參考文獻

1. Llovet J, Ricci S, Mazzaferro V, et al. Sorafenib in advanced hepatocellular carcinoma. *New Engl J Med* 2008;359(4):378-390.
2. Cheng A, Kang Y, Chen Z, et al. Efficacy and safety of sorafenib in patients in the Asia Pacific region with advanced hepatocellular carcinoma: a phase III randomized, double-blind, placebo-controlled trial. *Lancet Oncol* 2009;10:25-34.
3. Bruix J, Qin S, Merle P, et al. Regorafenib for patients with hepatocellular carcinoma who progressed on sorafenib treatment (RESORCE): a randomised, double-blind, placebo-controlled, phase 3 trial. *Lancet* 2017;389:56-66.
4. El-Khoueiry AB, Sangro B, Yau T, et al. Nivolumab in patients with advanced hepatocellular carcinoma (CheckMate 040): an open-label, non-comparative, phase 1/2 dose escalation and expansion trial. *Lancet* 2017;389:2492-2502.
5. Kudo M, Finn RS, Qin S, et al. Lenvatinib versus sorafenib in first-line treatment of patients with unresectable hepatocellular carcinoma: a randomised phase 3 non-inferiority trial. *Lancet* 2018;391:1163-1173.
6. Zhu AX, Kang YK, Yen CJ, et al. REACH-2: A randomized, double-blind, placebo-controlled phase 3 study of ramucirumab versus placebo as second-line treatment in patients with advanced hepatocellular carcinoma (HCC) and elevated baseline alpha-fetoprotein (AFP) following first-line sorafenib. *J Clin Oncol* 2018;36:4003.
7. Zhu AX, Finn RS, Edeline J, et al. Pembrolizumab in patients with advanced hepatocellular carcinoma previously treated with sorafenib (KEYNOTE-224): a non-randomised, open-label phase 2 trial. *Lancet Oncol.* 2018 Jul;19(7):940-952.
8. Finn RS, Qin S, Ikeda M, et al. Atezolizumab plus bevacizumab in unresectable hepatocellular carcinoma. *N Engl J Med* 2020;382:1894-1905.
9. Yau T, Park JW, Finn RS, et al. CheckMate 459: a randomized, multi-center phase III study of nivolumab (NIVO) vs sorafenib (SOR) as first-line (1L) treatment in patients (pts) with advanced hepatocellular carcinoma. *Ann Oncol* 2019 Oct;30 Suppl 5:v874-v87.

10. Tomonari T, Sato Y, et al. Sorafenib as second-line treatment option after failure of lenvatinib in patients with unresectable hepatocellular carcinoma. *JGH Open* 2020;4:1135–1139.
11. Abou-Alfa GK, Chan SL, Kudo M, et al. Phase 3 randomized, open-label, multicenter study of tremelimumab (T) and durvalumab (D) as first-line therapy in patients (pts) with unresectable hepatocellular carcinoma (uHCC): HIMALAYA [abstract]. *J Clin Oncol* 2022;40:Abstract 379.
12. van Laethem JL, Borbath I, Karwal M, et al. Updated results for pembrolizumab (pembro) monotherapy as first-line therapy for advanced hepatocellular carcinoma (HCC) in the phase II KEYNOTE-224 study [abstract]. *Ann Oncol* 2021;32:Abstract 933P.
13. D'Alessio A, Fulgenzi CAM, Nishida N, et al. Preliminary evidence of safety and tolerability of atezolizumab plus bevacizumab in patients with hepatocellular carcinoma and Child-Pugh A and B cirrhosis: A real-world study. *Hepatology* 2022;76:1000-1012.
14. Schenker M, Burotto M, Richardet M, et al. CheckMate 848: A randomized, open-label, phase 2 study of nivolumab in combination with ipilimumab or nivolumab monotherapy in patients with advanced or metastatic solid tumors of high tumor mutational burden [abstract]. *Cancer Res* 2022;82:Abstract CT022.
15. Qin S, Kudo M, Meyer T, et al. Tislelizumab vs sorafenib as first-Line treatment for unresectable hepatocellular carcinoma: A phase 3 randomized clinical trial. *JAMA Oncol* 2023;9:1651-1659.

《 肝癌放射治療共識 》

一、治療範圍

1. 肝腫瘤
2. 栓塞肝門靜脈

二、治療劑量 / 次數 (依正常肝臟劑量調整)

▲ 常規治療：

- 總劑量：30-66Gy
- 次數：10-33 次

▲ 立體定位高劑量分次治療

1. 總劑量：40-60Gy
2. 治療次數：3-5 次

▲ 質子放射治療

1. 分次劑量：72.6-76 GyE
2. 治療次數：20-22 次

三、治療方式：

使用立體順型與強度調控放射治療技術，包含弧形及螺旋放射規畫，可考慮搭配影像導引治療，治療選擇可使用同步照射高與低危險部位的方式或先給予整個照射部位部份劑量照射後，再針對高危險部位加強劑量。

四、參考文獻：

1. NCCN clinical practice guidelines in oncology-Hepatobiliary cancers. Version 3.2024.
2. Lee HL, et al. Effectiveness of stereotactic ablative radiotherapy in patients with advanced hepatocellular carcinoma

- unsuitable for transarterial chemoembolization. *Ther Adv Med Oncol.* 2019 , Vol 11: 1-13.
3. L.A. Dawson et al. NRG Oncology/RTOG 0438: A Phase 1 Trial of Highly Conformal Radiation Therapy for Liver Metastases. *Practical Radiation Oncology* 2019, 9, e386-393.
 4. Bush DA, et al. Randomized Clinical Trial Comparing Proton Beam Radiation Therapy with Transarterial Chemoembolization for Hepatocellular Carcinoma: Results of an Interim Analysis *Int J Radiat Oncol Biol Phys.* 2016; 95: 477-482.
 5. Nitin Ohri, et al. Radiotherapy for Hepatocellular Carcinoma: New Indications and Directions for Future Study. *J Natl Cancer Inst.* 2016 Jul 4; 108(9).
 6. Scorsetti M, Comito T, Cozzi L, Clerici E, Tozzi A, Franzese C, et al. The challenge of inoperable hepatocellular carcinoma (HCC): results of a single-institutional experience on stereotactic body radiation therapy (SBRT). *J Cancer Res Clin Oncol.* 2015 Jul 1;141(7):1301-9.
 7. Chen SW, Lin LC, Kuo YC, et al. Phase 2 study of combined sorafenib and radiation therapy in patients with advanced hepatocellular carcinoma. *Int J Radiat Oncol Biol Phys.* 2014 Apr 1;88(5):1041-7.
 8. Bujold A, Massey CA, Kim JJ, Brierley J, Cho C, Wong RKS, et al. Sequential Phase I and II Trials of Stereotactic Body Radiotherapy for Locally Advanced Hepatocellular Carcinoma. *JCO.* 2013 May 1;31(13):1631-9.
 9. Cardenes HR, et al. Phase I feasibility trial of stereotactic body radiation therapy for primary hepatocellular carcinoma. *Clin Transl Oncol* 2010; 12: 218-225.
 10. Tse RV, et al. Phase I study of individualized stereotactic body radiotherapy for hepatocellular carcinoma and intrahepatic cholangiocarcinoma. *J Clin Oncol* 2008; 26: 657-664.
 11. Kim DY, et al. Three-dimensional conformal radiotherapy for portal vein thrombosis of hepatocellular carcinoma. *Cancer,* 2005; 103 (11) : 2419-26.
 12. QUANTEC
 13. Mizumoto M, et al. Proton beam therapy for hepatocellular carcinoma: a comparison of three treatment protocols. *Int J Radiat Oncol Biol Phys.* 2011; 81:1039-45.
 14. Fukumitsu N, et al. A prospective study of hypofractionated proton beam therapy for patients with hepatocellular

- carcinoma. *Int J Radiat Oncol Biol Phys.* 2009; 74:831-6.
15. Mizumoto M, et al. Proton beam therapy for hepatocellular carcinoma adjacent to the porta hepatis. *Int J Radiat Oncol Biol Phys.* 2008; 71:462-7.
 16. Kawasima M, et al. Phase II study of radiotherapy employing proton beam for hepatocellular carcinoma. *J Clin Oncol.* 2005; 23:1839-46.
 17. Hong TS, Wo JY, Yeap BY, et al. Multi-Institutional Phase II Study of High-Dose Hypofractionated Proton Beam Therapy in Patients With Localized, Unresectable Hepatocellular Carcinoma and Intrahepatic Cholangiocarcinoma. *J Clin Oncol.* 2016;34(5):460-468.
 18. Bhangoo RS, Mullikin TC, Ashman JB, et al. Intensity Modulated Proton Therapy for Hepatocellular Carcinoma: Initial Clinical Experience. *Adv Radiat Oncol.* 2021;6(4):100675.

